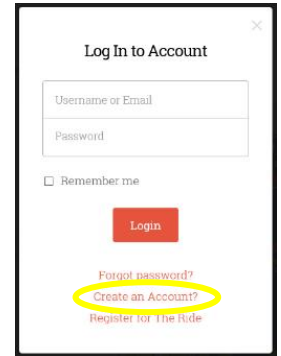
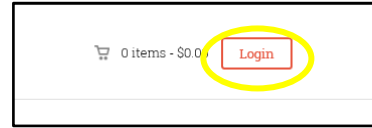


Steps for Creating a RAGBRAI.com User Account

Step 1---Create a RAGBRAI.com user account

1. Select **Login** in the upper right hand corner of any RAGBRAI.com page
2. Select **Create an account**.
 - a. Only one user account will be allowed per email address
 - b. Parents/Guardians will register minor children under their account



3. Account Details – enter a **user name**, **email address**, and **password**. Keep track of this information. This is what you will use to login to your RAGBRAI.com user account for RAGBRAI registration, online RAGBRAI shop, and RAGBRAI forum.
4. Fill in **profile details**: **name**, **address** (this is the address where your wristband package will be sent before the ride), **birth date**, and **phone**.

Create a RAGBRAI.com User Account

A RAGBRAI.com user account has several benefits.

Register for the RAGBRAI ride.

You may participate in the **RAGBRAI.com forums**.

Send private messages to other RAGBRAI.com users.

Friend other RAGBRAI.com users so that you can follow their activity streams.

Track you RAGBRAI.com shop purchases.

Registering is easy, just fill in the fields below and we'll send you an activation email. Please, be sure that your email account accepts emails from info@ragbrai.com.

Account Details

Username - no spaces (required)

Email Address (required)

Confirm Email Address (required)

Choose a Password (required)

Confirm Password (required)

Note: Passwords are case sensitive

5. Select the Newsletter mailing list option if appropriate. Check the I'm not a robot box under the CAPTCHA code.
6. Click on **Complete Sign Up**.

Yes, add me to your newsletter mailing list.

CAPTCHA code

I'm not a robot

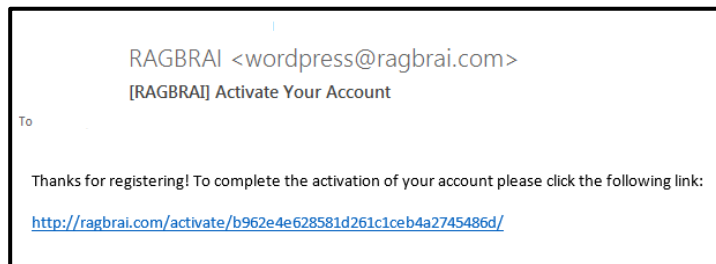


Complete Sign Up

7. Within a few minutes you will receive an email at the email address you used to create your user account. Check your SPAM folder for email if it does not show up. Click on the **activation link** found in the email. Your account is now active.

NOTE: if you click on the activation link more than once, you may receive a response to enter an activation key. You can ignore this response; your account will be active.

If you don't receive the activation link within 15 minutes, please contact us for assistance, info@ragbrai.com. We can activate your account for you.



Step 2---Registering for RAGBRAI online

Once your user account is active, then you may do the following:

- Submit a ride entry as an Individual
- Submit a ride entry as a member of a group
- Submit a ride entry for a minor
- Start a new group as the group contact

Visit <https://ragbrai.com/registration/> to register for RAGBRAI